



FA211A / 213A / 215A



FA211A / 213A / 215A +PJ3001

FA21xA Wind speed and direction vane

Application

Special design for heavy machinery of planets, electric power, wind industry, harbor, factory and mine, etc.

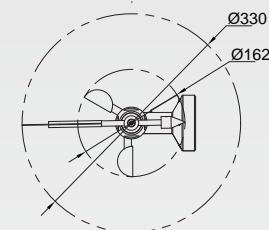
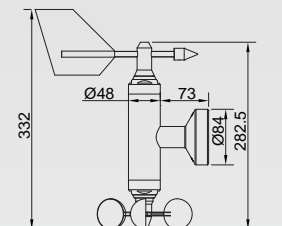
Main Functions & Features

- Wind sensor use magnetic sensor measuring principle.
- Sensor data collected with high precision and reliability.
- Wind speed measurement with wide range, low wind speed start.
- Wind speed sensor use metal enclosure, corrosion resistant and strong anti-wind capability
- Wind cup stainless steel can be used in harsh conditions.
- Compact sensor design, set wind speed measurement, heating device in one, easy installation and maintenance.
- Sensor fault-tolerant design, sensor will not be damaged even wrong wiring.
- Surge protection design.
- Wide supply power voltage range.
- Various signal output, suit for different application.

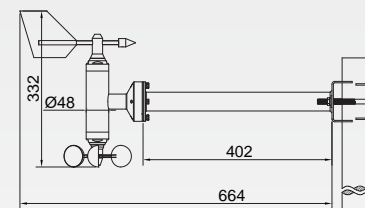
Specification

Description	Parameter
Voltage	VCC = DC12 - DC30V
Start speed	≤ 0.5m / s
Wind speed range Accuracy	0.5 - 50m / s ± 0.5 m / s (<5m / s) Measuring vale ± 3% (≥5 m/s)
Wind direction range	0 ~ 360°
Accuracy	± 3°
Wind direction signal	4 ~ 20mA current (linear correspond 0 ~ 360°), load resistance ≤ 500Ω
Heating voltage	DC24V ± 6V
Heating power	≤ 100W
Heating type	Automatic
Anti-wind level	>70 m / s
Surge protection	4KV / 2KA
ESD protection	15KV
Temperature	-40 C ~ +70 C
Humidity	0% ~ 99%
Body material	Aluminum alloy / Fluorocarbon coating
IP rate	IP65
Wind cup material	Stainless Steel 304
Vane material	Carbon fiber + stainless steel 304
Bearing material	Stainless Steel 440C
Bearing supplier	NMB / EZO
Weight	2.8KG

Model	Wind speed signal
FA211A	UART signal (Match with NANHUA FA130C display)
FA213A	4 ~ 20mA current (linear correspond 0 ~ 50m / s), load resistance ≤ 500Ω
FA215A	NPN pulse signal; 0.5m / s = 2Hz; 50m / s = 573 Hz V [m / s] = 0.08669 × f [Hz] + 0.32



FA211A / 213A / 215A



FA211A / 213A / 215A +PJ3001